

# How To Guide ... Perimeter Grass Cuts


\* The information contained herein serves only as suggested guidelines. Vendors are expected to perform all work according to the specific information in the work item, applicable laws and regulations, and in accordance with industry standards.

## Overview

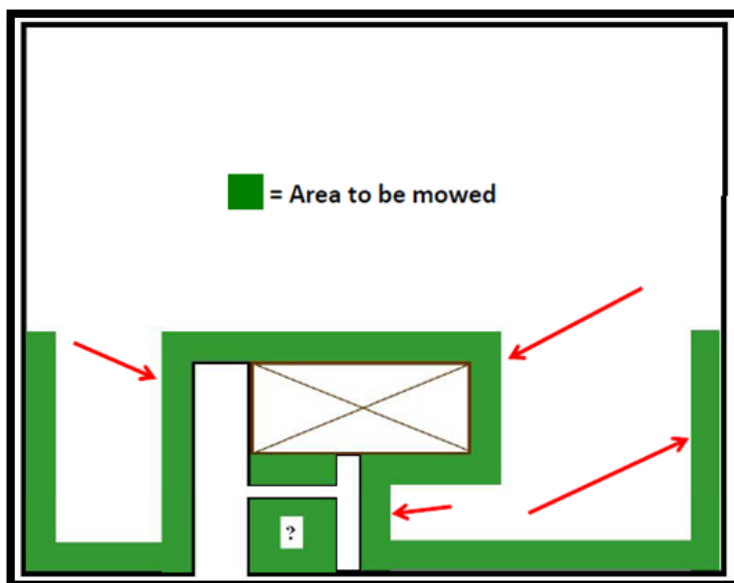
Vendors are required to perform the necessary lawn maintenance to maintain the property's appearance, prevent further degradation to the grounds and verify that the property complies with all local ordinances to avoid code violations. Perimeter grass cuts are issued to mow approximately 1/3 acre to create an area with low, maintained grass where movement is most likely on a property.

## Proper Equipment

Proper landscaping equipment is crucial to provide adequate and efficient results when performing grass cuts. Altisource® highly recommends using gas or electric powered tools to perform the grass cut requirements.



## Perimeter Grass Cut Requirements



### Mowing Guideline

- 15' mowed path along road frontage is to take priority
- 15' mowed path along fence line as far back as the backside of the house
- 15' mowed path around structures, driveway, sidewalks

### When House Sits Far From Road

- 15' mowed path around house and sidewalks
- Minimum of 7' mowed path around driveway, road frontage, fence line as far back as the backside of the house



## Photo Requirements

### Standard Required Photos

- **Address Verification:** Front view, property number and intersection street sign
- **Yard Photos:** Before and After photos from the four corners of the property (“before” with trash and debris)
- **Yard Photos:** Before and After from the front yard facing the street (“before” with trash and debris)
- **Perspective Photo:** For tall grass, provide photo with mower in the middle of the tall grass
- **Driveway and Sidewalks:** Photo of concrete areas clear of all grass clippings and debris
- **NOTE:** After photos should be taken from the same location and angle as the Before photos
- **Minimum Photos Required:** 17
- **Maximum Photos Allowed:** 50

### Before and After Sidewalk

Before →



After →



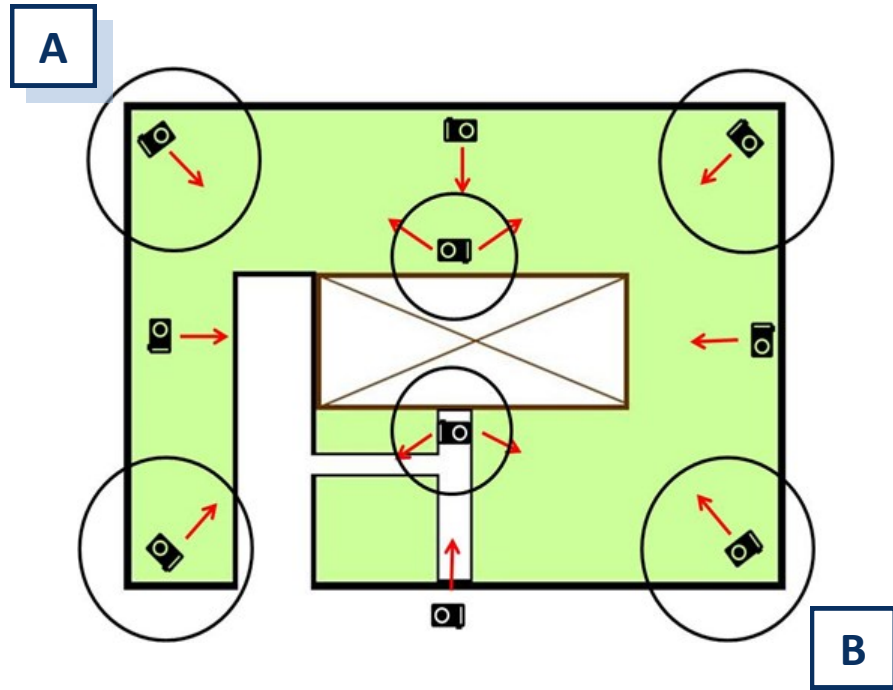
Tall Grass Perspective Photo →



# Perimeter Grass Cuts

## Yard Photo Location Diagram

The following diagram shows the photo expectations for grass cuts and re-cuts. A "Before" and "After" photo should be taken from each location on the diagram.



## Photos Using Diagram Locations

